



AQUASPRAYS GUIDE



OVERVIEW ✕

In Aquakita our proposal is to combine the technology and fun, to develop the best projects and create greatest waterparks. Be at the forefront of developing new attractions uniquely designed for each customer.

By selecting the highest quality materials, specialized manufacturing equipment and highly trained professionals, we are able to create a safe and reliable product that combines security and aesthetics.

Years of leadership in the waterpark industry allow us to provide wholesome entertainment and ensure maximum safety in our slides and its surroundings. Aquakita manufactures a variety of high quality products and provides professional advice and blueprint for the construction of an extraordinary waterpark



I

N

D

E

X



01

AQUASPRAYS


03



02

AQUAFIGURES

11



03

SLIDEFIGURES

19

AQUASPRAYS

CHARACTERISTICS Feel/Capacity



The capacity (100- 1500) will vary depending on the size of the area where the aquasprays are located.



Age



Children under 6 years old must be accompanied by an adult.

It's simple, kids love playing with water! AquaSprays are ideal for children's areas where children will have lots of fun getting wet and playing with them. AquaSprays come in a wide variety of shapes and colours spraying water at different levels, designed for children to fully enjoy.

THERMAS ACQUALIDA
Andradina, SP, Brazil

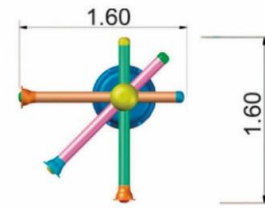




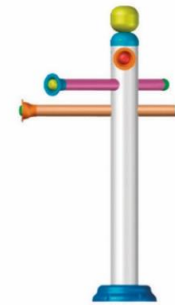
Bob's

PRATAGY ACQUA PARK
Pescaria, Maceió AL, Brazil

WATERFALLPOST



1.60



2.85

MEASUREMENTS

HEIGHT = 9' 4" (2.85 mts)

LENGTH = 5' 3" (1.59 mts)

WIDTH = 5' 3" (1.59 mts)

TECHNICAL SPECIFICATIONS

DESCRIPTION

WATER CONNECTION 2"Ø

WATER CONSUMPTION 80 G.P.M.

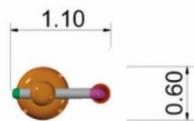
COLORS VARIOUS

COMPOSITION FIBERGLASS

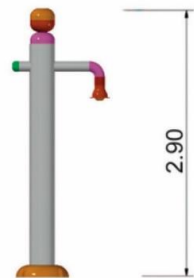
PAINT EPOXY

FIBERGLASS 4"Ø

AQUASHOWER



0.60



2.90

MEASUREMENTS

HEIGHT = 9' 6" (2.90 mts)

LENGTH = 3' 7" (1.10 mts)

WIDTH = 2' 0" (0.60 mts)

TECHNICAL SPECIFICATIONS

DESCRIPTION

WATER CONNECTION 2"Ø

WATER CONSUMPTION 100 G.P.M.

COLORS VARIOUS

COMPOSITION FIBERGLASS

PAINT EPOXY

FIBERGLASS 12"Ø




SQUADJET



MEASUREMENTS

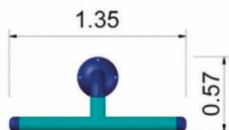
HEIGHT	= 6' 11"	(2.10 mts)
LENGTH	= 4' 7"	(1.40 mts)
WIDTH	= 1' 4"	(0.40 mts)



TECHNICAL SPECIFICATIONS

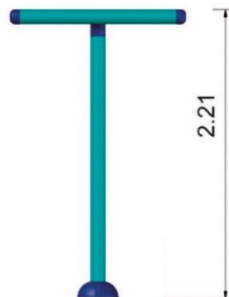
DESCRIPTION	
WATER CONNECTION	2"Ø
WATER CONSUMPTION	140 G.P.M.
COLORS	VARIOUS
COMPOSITION	FIBERGLASS
PAINT	EPOXY
FIBERGLASS	3.5"Ø

"T" JET



MEASUREMENTS

HEIGHT	= 7' 3"	(2.21 mts)
LENGTH	= 4' 5"	(1.35 mts)
WIDTH	= 1' 10"	(0.57 mts)



TECHNICAL SPECIFICATIONS

DESCRIPTION	
WATER CONNECTION	2"Ø
WATER CONSUMPTION	130 G.P.M.
COLORS	VARIOUS
COMPOSITION	FIBERGLASS
PAINT	EPOXY
FIBERGLASS	3.5"Ø



SPLASHARC



MEASUREMENTS

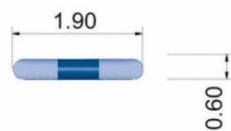
HEIGHT	= 7' 3"	(2.20 mts)
LENGTH	= 6' 3"	(1.90 mts)
WIDTH	= 1' 4"	(0.40 mts)



TECHNICAL SPECIFICATIONS

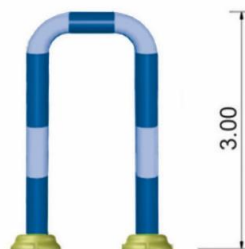
DESCRIPTION	
WATER CONNECTION	2"Ø
WATER CONSUMPTION	180 G.P.M.
COLORS	VARIOUS
COMPOSITION	FIBERGLASS
PAINT	EPOXY
FIBERGLASS	12"Ø

SQUAREOMEGA



MEASUREMENTS

HEIGHT	= 9' 10"	(3.00 mts)
LENGTH	= 6' 3"	(1.90 mts)
WIDTH	= 2' 0"	(0.60 mts)

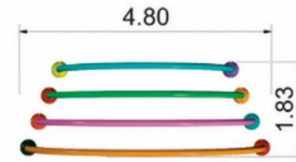


TECHNICAL SPECIFICATIONS

DESCRIPTION	
WATER CONNECTION	2"Ø
WATER CONSUMPTION	130 G.P.M.
COLORS	VARIOUS
COMPOSITION	FIBERGLASS
PAINT	EPOXY
FIBERGLASS	4"Ø



RAINBOW



MEASUREMENTS

HEIGHT = 7' 4" (2.23 mts)
 LENGTH = 15' 9" (4.80 mts)
 WIDTH = 6' 0" (1.83 mts)

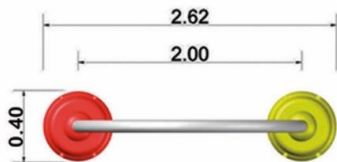


TECHNICAL SPECIFICATIONS

DESCRIPTION

WATER CONNECTION	2"Ø
WATER CONSUMPTION	150 G.P.M.
COLORS	VARIOUS
COMPOSITION	FIBERGLASS
PAINT	EPOXY
FIBERGLASS	3.5"Ø

AQUAOMEGA



MEASUREMENTS

HEIGHT = 7' 3" (2.22 mts)
 LENGTH = 8' 7" (2.62 mts)
 WIDTH = 1' 4" (0.40 mts)



TECHNICAL SPECIFICATIONS

DESCRIPTION

WATER CONNECTION	2"Ø
WATER CONSUMPTION	150 G.P.M.
COLORS	VARIOUS
COMPOSITION	FIBERGLASS
PAINT	EPOXY
FIBERGLASS	3.5"Ø




CACTUS



MEASUREMENTS	
HEIGHT	= 7' 1" (2.15 mts)
LENGTH	= 2' 6" (0.77 mts)
WIDTH	= 1' 1" (0.32 mts)

TECHNICAL SPECIFICATIONS	
DESCRIPTION	
WATER CONNECTION	2"Ø
WATER CONSUMPTION	180 G.P.M.
COLORS	VARIOUS
COMPOSITION	FIBERGLASS
PAINT	EPOXY
FIBERGLASS	12"Ø

DOUBLECACTUS

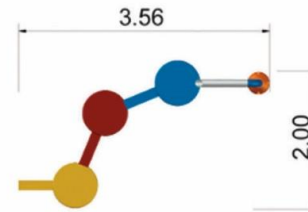


MEASUREMENTS	
HEIGHT	= 8' 00" (2.44 mts)
LENGTH	= 2' 4" (0.72 mts)
WIDTH	= 2' 3" (0.68 mts)

TECHNICAL SPECIFICATIONS	
DESCRIPTION	
WATER CONNECTION	2"Ø
WATER CONSUMPTION	180 G.P.M.
COLORS	VARIOUS
COMPOSITION	FIBERGLASS
PAINT	EPOXY
FIBERGLASS	12"Ø



AQUAFOUNTAIN



MEASUREMENTS

HEIGHT = 6' 1" (1.85 mts)
 LENGTH = 11' 8" (3.56 mts)
 WIDTH = 6' 7" (2.00 mts)

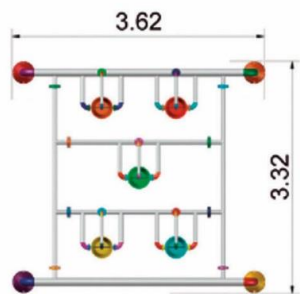


TECHNICAL SPECIFICATIONS

DESCRIPTION

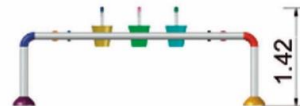
WATER CONNECTION	2"Ø
WATER CONSUMPTION	130 G.P.M.
COLORS	VARIOUS
COMPOSITION	FIBERGLASS
PAINT	EPOXY
FIBERGLASS	3.5"Ø

DUMPINGBUCKETS



MEASUREMENTS


HEIGHT = 5' 0" (1.42 mts)
 LENGTH = 6' 7" (3.62 mts)
 WIDTH = 4' 4" (3.32 mts)



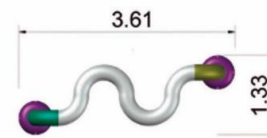
TECHNICAL SPECIFICATIONS

DESCRIPTION

WATER CONNECTION	2"Ø
WATER CONSUMPTION	180 G.P.M.
COLORS	VARIOUS
COMPOSITION	FIBERGLASS
PAINT	EPOXY
FIBERGLASS	12"Ø



CATERPILLAR



MEASUREMENTS

HEIGHT = 12' 4" (0.76 mts)
 LENGTH = 3' 10" (3.61 mts)
 WIDTH = 1' 10" (1.33 mts)

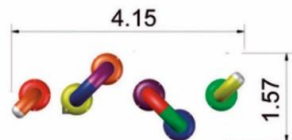


TECHNICAL SPECIFICATIONS

DESCRIPTION

WATER CONNECTION	2"Ø
WATER CONSUMPTION	130 G.P.M.
COLORS	VARIOUS
COMPOSITION	FIBERGLASS
PAINT	EPOXY
FIBERGLASS	12"Ø

WORM



MEASUREMENTS


HEIGHT = 4' 11" (1.51 mts)
 LENGTH = 13' 7" (4.15 mts)
 WIDTH = 5' 2" (1.57 mts)




TECHNICAL SPECIFICATIONS

DESCRIPTION

WATER CONNECTION	2"Ø
WATER CONSUMPTION	120 G.P.M.
COLORS	VARIOUS
COMPOSITION	FIBERGLASS
PAINT	EPOXY
FIBERGLASS	12"Ø



RAINFUNGUS



MEASUREMENTS

HEIGHT = 10' 5" (3.17 mts)

LENGTH = 7' 11" (2.42 mts)

WIDTH = 7' 11" (2.42 mts)



TECHNICAL SPECIFICATIONS

DESCRIPTION

WATER CONNECTION 2"Ø

WATER CONSUMPTION 180 G.P.M.

COLORS VARIOUS

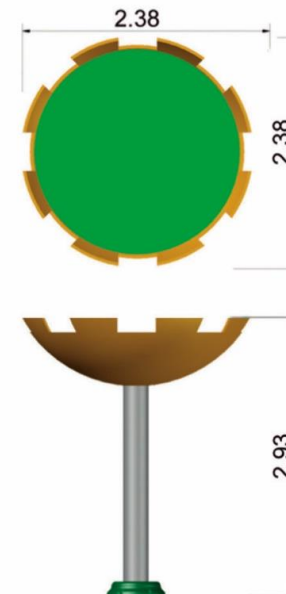
COMPOSITION FIBERGLASS

PAINT EPOXY

FIBERGLASS 12"Ø



INVERTED FUNGUS



MEASUREMENTS

HEIGHT = 9' 7" (2.93 mts)

LENGTH = 7' 10" (2.38 mts)

WIDTH = 7' 10" (2.38 mts)

TECHNICAL SPECIFICATIONS

DESCRIPTION

WATER CONNECTION 2"Ø

WATER CONSUMPTION 180 G.P.M.

COLORS VARIOUS

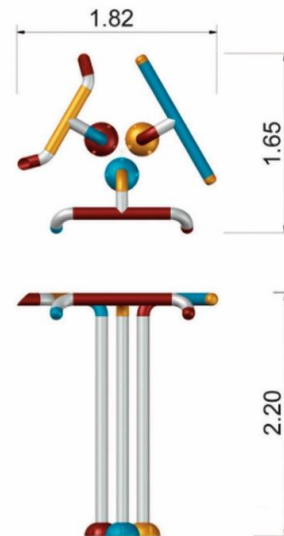
COMPOSITION FIBERGLASS

PAINT EPOXY

FIBERGLASS 12"Ø



SQUADS

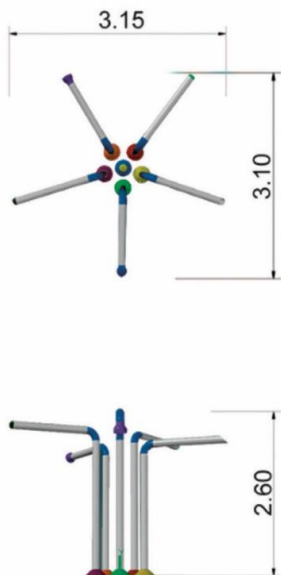


MEASUREMENTS

HEIGHT = 6' 1" (2.20 mts)
 LENGTH = 11' 8" (1.82 mts)
 WIDTH = 6' 7" (1.65 mts)

TECHNICAL SPECIFICATIONS

DESCRIPTION	
WATER CONNECTION	2"Ø
WATER CONSUMPTION	130 G.P.M.
COLORS	VARIOUS
COMPOSITION	FIBERGLASS
PAINT	EPOXY
FIBERGLASS	4"Ø



MEASUREMENTS



HEIGHT = 8' 6" (2.60 mts)
 LENGTH = 10' 4" (3.15 mts)
 WIDTH = 10' 2" (3.10 mts)

TECHNICAL SPECIFICATIONS

DESCRIPTION	
WATER CONNECTION	2"Ø
WATER CONSUMPTION	120 G.P.M.
COLORS	VARIOUS
COMPOSITION	FIBERGLASS
PAINT	EPOXY
FIBERGLASS	4"Ø



HALFSPHERE



MEASUREMENTS

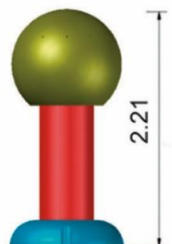
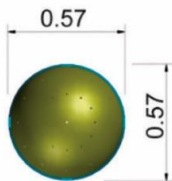
HEIGHT = 2' 8" (0.81 mts)
 LENGTH = 3' 1" (0.95 mts)
 WIDTH = 3' 1" (0.95 mts)

TECHNICAL SPECIFICATIONS

DESCRIPTION

WATER CONNECTION 2"Ø
 WATER CONSUMPTION 180 G.P.M.
 COLORS VARIOUS
 COMPOSITION FIBERGLASS
 PAINT EPOXY
 FIBERGLASS 10"Ø

SPHERE



MEASUREMENTS

HEIGHT = 3' 10" (1.18 mts)
 LENGTH = 1' 10" (0.57 mts)
 WIDTH = 1' 10" (0.57 mts)

TECHNICAL SPECIFICATIONS


DESCRIPTION

WATER CONNECTION 2"Ø
 WATER CONSUMPTION 60 G.P.M.
 COLORS VARIOUS
 COMPOSITION FIBERGLASS
 PAINT EPOXY
 FIBERGLASS 4"Ø





Ø= 0.60



MEASUREMENTS

HEIGHT = 5' 0" (1.40 mts)
 LENGTH= 6' 7" (2.00 mts)
 WIDTH = 4' 4" (1.33 mts)

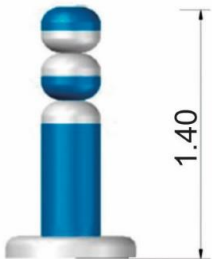
TECHNICAL SPECIFICATIONS

DESCRIPTION

WATER CONNECTION	2"Ø
WATER CONSUMPTION	120 G.P.M.
COLORS	VARIOUS
COMPOSITION	FIBERGLASS
PAINT	EPOXY
FIBERGLASS	12"Ø

DOUBLEPOST

Ø= 0.60



MEASUREMENTS

HEIGHT = 4' 6" (1.37 mts)
 LENGTH= 2' 0" (0.60 mts)
 WIDTH = 2' 0" (0.60 mts)

TECHNICAL SPECIFICATIONS

DESCRIPTION

WATER CONNECTION	2"Ø
WATER CONSUMPTION	80 G.P.M.
COLORS	VARIOUS
COMPOSITION	FIBERGLASS
PAINT	EPOXY
FIBERGLASS	4"Ø



VIPER



MEASUREMENTS

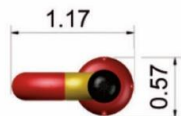
HEIGHT	= 8' 10"	(2.70 mts)
LENGTH	= 5' 10"	(1.77 mts)
WIDTH	= 1' 10"	(0.57 mts)



TECHNICAL SPECIFICATIONS

DESCRIPTION	
WATER CONNECTION	2"Ø
WATER CONSUMPTION	160 G.P.M.
COLORS	VARIOUS
COMPOSITION	FIBERGLASS
PAINT	EPOXY
FIBERGLASS	12"Ø

SNAKE



MEASUREMENTS

HEIGHT	= 12' 4"	(3.75 mts)
LENGTH	= 3' 10"	(1.17 mts)
WIDTH	= 1' 10"	(0.57 mts)

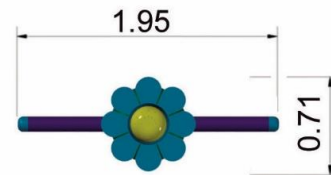


TECHNICAL SPECIFICATIONS

DESCRIPTION	
WATER CONNECTION	2"Ø
WATER CONSUMPTION	130 G.P.M.
COLORS	VARIOUS
COMPOSITION	FIBERGLASS
PAINT	EPOXY
FIBERGLASS	12"Ø

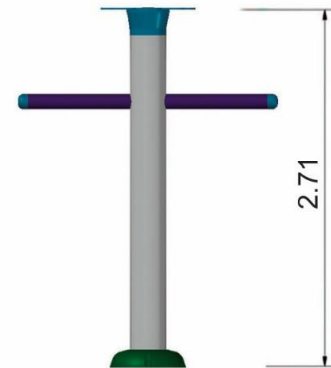


"T"FLOWER



MEASUREMENTS

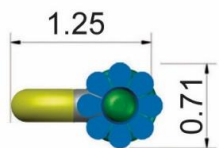
HEIGHT	= 8' 11"	(2.71 mts)
LENGTH	= 6' 5"	(1.95 mts)
WIDTH	= 2' 4"	(0.71 mts)



TECHNICAL SPECIFICATIONS

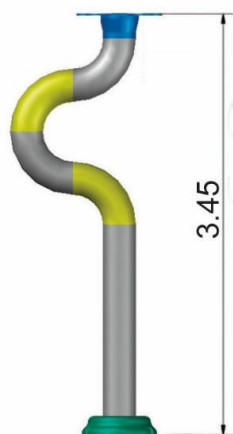
DESCRIPTION	
WATER CONNECTION	2"Ø
WATER CONSUMPTION	100 G.P.M.
COLORS	VARIOUS
COMPOSITION	FIBERGLASS
PAINT	EPOXY
FIBERGLASS	12"Ø

CURVEDFLOWER



MEASUREMENTS

HEIGHT	= 11' 4"	(3.45 mts)
LENGTH	= 4' 1"	(1.25 mts)
WIDTH	= 2' 4"	(0.71 mts)

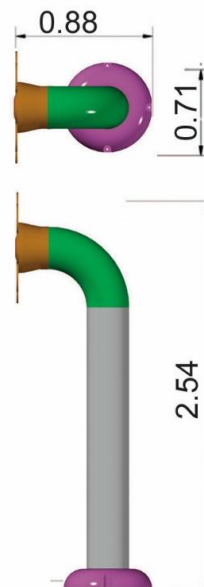


TECHNICAL SPECIFICATIONS

DESCRIPTION	
WATER CONNECTION	2"Ø
WATER CONSUMPTION	120 G.P.M.
COLORS	VARIOUS
COMPOSITION	FIBERGLASS
PAINT	EPOXY
FIBERGLASS	12"Ø



FLOWER



MEASUREMENTS

HEIGHT = 8' 10" (2.70 mts)

LENGTH = 5' 10" (1.77 mts)

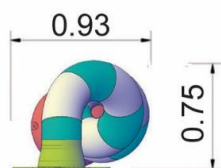
WIDTH = 1' 10" (0.57 mts)

TECHNICAL SPECIFICATIONS

DESCRIPTION

WATER CONNECTION	2"Ø
WATER CONSUMPTION	160 G.P.M.
COLORS	VARIOUS
COMPOSITION	FIBERGLASS
PAINT	EPOXY
FIBERGLASS	12"Ø

AQUAFLOWER

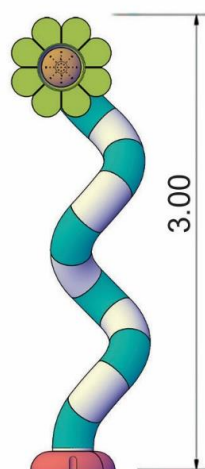


MEASUREMENTS

HEIGHT = 9' 10" (3.00 mts)

LENGTH = 3' 1" (0.93 mts)

WIDTH = 2' 60" (0.75 mts)



TECHNICAL SPECIFICATIONS

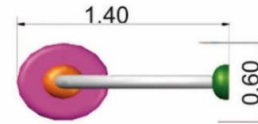
DESCRIPTION

WATER CONNECTION	2"Ø
WATER CONSUMPTION	100 G.P.M.
COLORS	VARIOUS
COMPOSITION	FIBERGLASS
PAINT	EPOXY
FIBERGLASS	12"Ø






SHOWERANTENNA



MEASUREMENTS

HEIGHT	= 7' 7"	(2.30 mts)
LENGTH	= 4' 7"	(1.40 mts)
WIDTH	= 2' 0"	(0.60 mts)

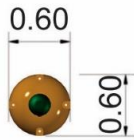


TECHNICAL SPECIFICATIONS

DESCRIPTION


WATER CONNECTION	2"Ø
WATER CONSUMPTION	80 G.P.M.
COLORS	VARIOUS
COMPOSITION	FIBERGLASS
PAINT	EPOXY
FIBERGLASS	4"Ø

ANTENNA



MEASUREMENTS


HEIGHT	= 9' 6"	(2.90 mts)
LENGTH	= 2' 0"	(0.60 mts)
WIDTH	= 2' 0"	(0.60 mts)





TECHNICAL SPECIFICATIONS

DESCRIPTION

WATER CONNECTION	2"Ø
WATER CONSUMPTION	80 G.P.M.
COLORS	VARIOUS
COMPOSITION	FIBERGLASS
PAINT	EPOXY
FIBERGLASS	12"Ø



SPYRALBALL



MEASUREMENTS

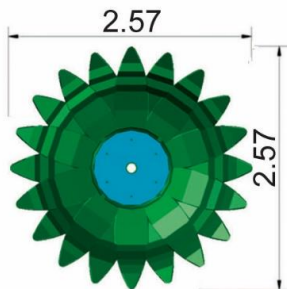
HEIGHT	= 3' 7"	(1.10 mts)
LENGTH	= 2' 0"	(0.60mts)
WIDTH	= 2' 0"	(0.60mts)

TECHNICAL SPECIFICATIONS

DESCRIPTION

WATER CONNECTION	2"Ø
WATER CONSUMPTION	160 G.P.M.
COLORS	VARIOUS
COMPOSITION	FIBERGLASS
PAINT	EPOXY
FIBERGLASS	12"Ø

PALMRAIN



MEASUREMENTS

HEIGHT	= 10' 6"	(3.20 mts)
LENGTH	= 8' 5"	(2.57 mts)
WIDTH	= 8' 5"	(2.57 mts)



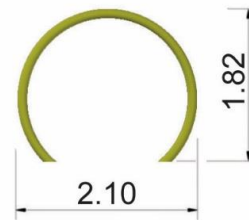
TECHNICAL SPECIFICATIONS

DESCRIPTION

WATER CONNECTION	2"Ø
WATER CONSUMPTION	120 G.P.M.
COLORS	VARIOUS
COMPOSITION	FIBERGLASS
PAINT	EPOXY
FIBERGLASS	12"Ø




CRAZYTUNNEL



MEASUREMENTS


HEIGHT	= 6' 0"	(1.82 mts)
LENGTH	= 8' 11"	(2.72 mts)
WIDTH	= 6' 11"	(2.10 mts)



TECHNICAL SPECIFICATIONS

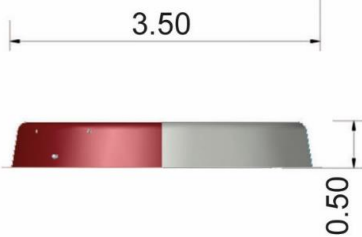
DESCRIPTION	
WATER CONNECTION	2"Ø
WATER CONSUMPTION	180 G.P.M.
COLORS	VARIOUS
COMPOSITION	FIBERGLASS
PAINT	EPOXY
FIBERGLASS	4"Ø

MINIPOOL



MEASUREMENTS

HEIGHT	= 1' 8"	(0.50 mts)
LENGTH	= 11' 6"	(3.50 mts)
WIDTH	= 11' 6"	(3.50 mts)

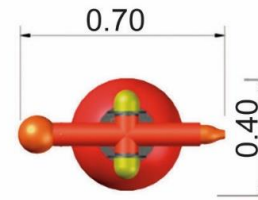


TECHNICAL SPECIFICATIONS

DESCRIPTION	
WATER CONNECTION	2"Ø
WATER CONSUMPTION	180 G.P.M.
COLORS	VARIOUS
COMPOSITION	FIBERGLASS
PAINT	EPOXY
FIBERGLASS	0"Ø

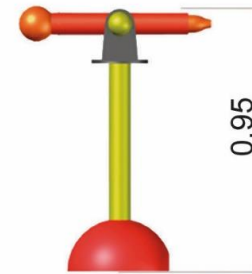


WATERGUN



MEASUREMENTS

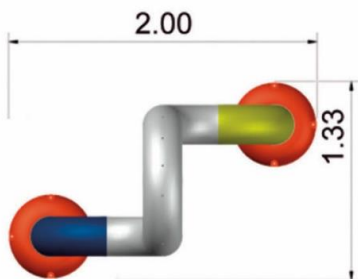
HEIGHT	= 3' 1"	(0.95 mts)
LENGTH	= 2' 4"	(0.70mts)
WIDTH	= 1' 4"	(0.40mts)



TECHNICAL SPECIFICATIONS


DESCRIPTION	
WATER CONNECTION	2"Ø
WATER CONSUMPTION	120 G.P.M.
COLORS	VARIOUS
COMPOSITION	FIBERGLASS
PAINT	EPOXY
FIBERGLASS	4"Ø

SPYRO



MEASUREMENTS

HEIGHT	= 10' 6"	(1.52 mts)
LENGTH	= 8' 5"	(2.00 mts)
WIDTH	= 8' 5"	(1.33 mts)



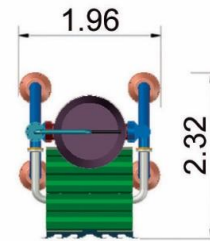
TECHNICAL SPECIFICATIONS

DESCRIPTION	
WATER CONNECTION	2"Ø
WATER CONSUMPTION	120 G.P.M.
COLORS	VARIOUS
COMPOSITION	FIBERGLASS
PAINT	EPOXY
FIBERGLASS	12"Ø





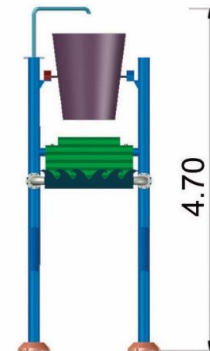
MINIBARREL



2.32

MEASUREMENTS

HEIGHT	= 15' 5"	(4.70 mts)
LENGTH	= 6' 5"	(1.96 mts)
WIDTH	= 7' 7"	(2.32 mts)

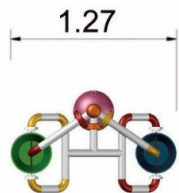


4.70

TECHNICAL SPECIFICATIONS

DESCRIPTION	
WATER CONNECTION	2"Ø
WATER CONSUMPTION	350 G.P.M.
COLORS	VARIOUS
COMPOSITION	FIBERGLASS
PAINT	EPOXY
FIBERGLASS	4"Ø

DOUBLEBUCKET



0.80

MEASUREMENTS

HEIGHT	= 1' 8"	(2.90 mts)
LENGTH	= 11' 6"	(1.27 mts)
WIDTH	= 11' 6"	(0.80 mts)



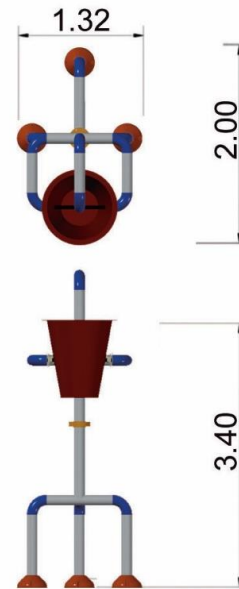
2.90

TECHNICAL SPECIFICATIONS

DESCRIPTION	
WATER CONNECTION	2"Ø
WATER CONSUMPTION	130 G.P.M.
COLORS	VARIOUS
COMPOSITION	FIBERGLASS
PAINT	EPOXY
FIBERGLASS	4"Ø



BUCKET



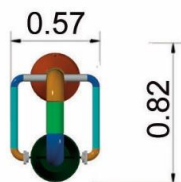
MEASUREMENTS

HEIGHT	= 11' 2"	(3.40 mts)
LENGTH	= 4' 4"	(1.32 mts)
WIDTH	= 6' 7"	(2.00 mts)

TECHNICAL SPECIFICATIONS

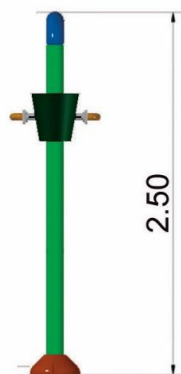
DESCRIPTION	
WATER CONNECTION	2"Ø
WATER CONSUMPTION	130 G.P.M.
COLORS	VARIOUS
COMPOSITION	FIBERGLASS
PAINT	EPOXY
FIBERGLASS	4"Ø

MINIBUCKET



MEASUREMENTS

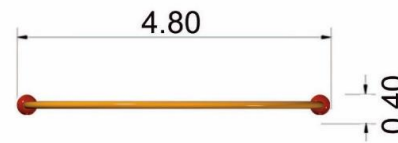
HEIGHT	= 8' 2"	(2.50 mts)
LENGTH	= 1' 10"	(0.57 mts)
WIDTH	= 2' 8"	(0.82 mts)



TECHNICAL SPECIFICATIONS

DESCRIPTION	
WATER CONNECTION	2"Ø
WATER CONSUMPTION	110 G.P.M.
COLORS	VARIOUS
COMPOSITION	FIBERGLASS
PAINT	EPOXY
FIBERGLASS	4"Ø





MEASUREMENTS

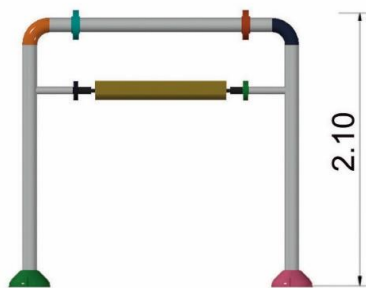
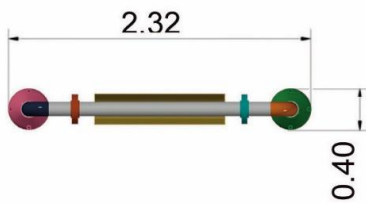
HEIGHT = 15' 9" (2.30 mts)
 LENGTH= 7' 7" (4.80 mts)
 WIDTH = 1' 4" (0.40 mts)

TECHNICAL SPECIFICATIONS

DESCRIPTION

WATER CONNECTION 2"Ø
 WATER CONSUMPTION 50 G.P.M.
 COLORS VARIOUS
 COMPOSITION FIBERGLASS
 PAINT EPOXY
 FIBERGLASS 4"Ø

OMEGATRAY



MEASUREMENTS

HEIGHT = 1' 8" (2.10 mts)
 LENGTH= 11' 6" (2.32 mts)
 WIDTH = 11' 6" (0.40 mts)

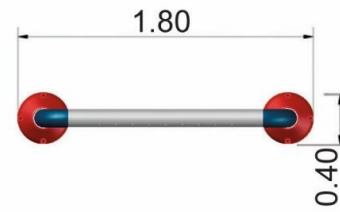
TECHNICAL SPECIFICATIONS

DESCRIPTION


WATER CONNECTION 2"Ø
 WATER CONSUMPTION 110 G.P.M.
 COLORS VARIOUS
 COMPOSITION FIBERGLASS
 PAINT EPOXY
 FIBERGLASS 4"Ø



RAINOMEGA

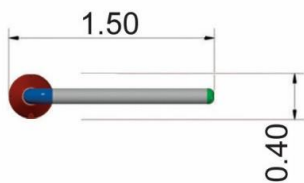


MEASUREMENTS	
HEIGHT = 4' 7"	(1.40 mts)
LENGTH = 5' 11"	(1.80 mts)
WIDTH = 1' 4"	(0.40 mts)

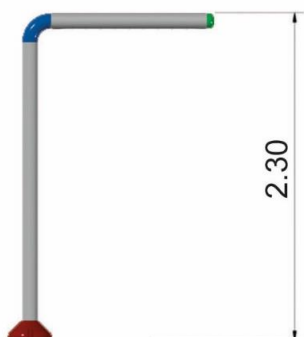


TECHNICAL SPECIFICATIONS	
DESCRIPTION	
WATER CONNECTION	2"Ø
WATER CONSUMPTION	80 G.P.M.
COLORS	VARIOUS
COMPOSITION	FIBERGLASS
PAINT	EPOXY
FIBERGLASS	4"Ø


RAINSQUAD



MEASUREMENTS	
HEIGHT = 7' 7"	(2.30 mts)
LENGTH = 4' 11"	(1.50 mts)
WIDTH = 2' 8"	(0.40 mts)



TECHNICAL SPECIFICATIONS	
DESCRIPTION	
WATER CONNECTION	2"Ø
WATER CONSUMPTION	80 G.P.M.
COLORS	VARIOUS
COMPOSITION	FIBERGLASS
PAINT	EPOXY
FIBERGLASS	4"Ø





CHARACTERISTICS Feel/Capacity



Age



Children under 5 years
old must be accompanied
by an adult



Capacity



Weight

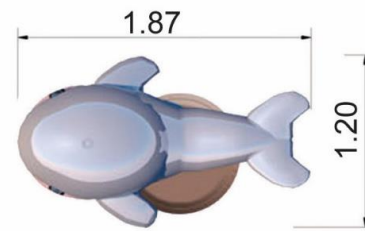
AQUAFIGURES

We present to you the aquatic structure that cannot be missing in any park. These games are installed in a shallow wading pool (maximum 12" of water), giving the necessary protection so that children can play freely without any risk. With vibrant colors, 4-10 slides, fun shapes, different walkways and many water jets, the Interactives also represent a visual attraction for any user, but especially for the little ones.



ALBA SPLASH PARK
Balearic Islands, Spain

WHALE




MEASUREMENTS

HEIGHT	= 2' 7"	(0.80 mts)
LENGTH	= 6' 2"	(1.87 mts)
WIDTH	= 3' 11"	(1.20 mts)

TECHNICAL SPECIFICATIONS

DESCRIPTION	
WATER CONNECTION	2"Ø
WATER CONSUMPTION	60 G.P.M.
COLORS	VARIOUS
COMPOSITION	FIBERGLASS
PAINT	EPOXY
FIBERGLASS	4"Ø

CRAB



MEASUREMENTS

HEIGHT	= 1' 4"	(0.40 mts)
LENGTH	= 4' 10"	(1.48 mts)
WIDTH	= 2' 7"	(0.80 mts)

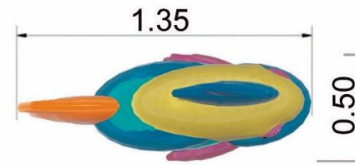



TECHNICAL SPECIFICATIONS

DESCRIPTION	
WATER CONNECTION	2"Ø
WATER CONSUMPTION	60 G.P.M.
COLORS	VARIOUS
COMPOSITION	FIBERGLASS
PAINT	EPOXY
FIBERGLASS	4"Ø



FISH



MEASUREMENTS


HEIGHT	= 3' 2"	(0.97 mts)
LENGTH	= 4' 5"	(1.35 mts)
WIDTH	= 1' 8"	(0.50 mts)



TECHNICAL SPECIFICATIONS

DESCRIPTION	
WATER CONNECTION	2"Ø
WATER CONSUMPTION	80 G.P.M.
COLORS	VARIOUS
COMPOSITION	FIBERGLASS
PAINT	EPOXY
FIBERGLASS	4"Ø

SHARK



MEASUREMENTS

HEIGHT	= 3' 9"	(1.15 mts)
LENGTH	= 4' 1"	(1.25 mts)
WIDTH	= 3' 1"	(0.94 mts)


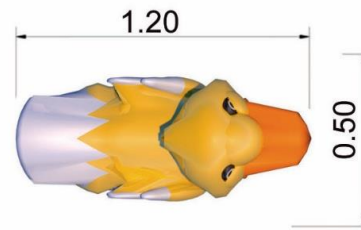


TECHNICAL SPECIFICATIONS

DESCRIPTION	
WATER CONNECTION	2"Ø
WATER CONSUMPTION	80 G.P.M.
COLORS	VARIOUS
COMPOSITION	FIBERGLASS
PAINT	EPOXY
FIBERGLASS	4"Ø



DUCK



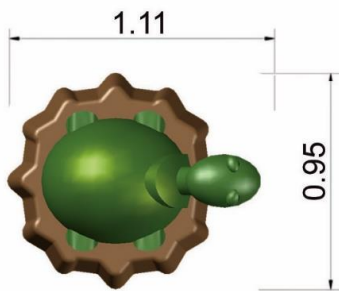
MEASUREMENTS

HEIGHT	= 3' 3"	(1.00 mts)
LENGTH	= 3' 11"	(1.20 mts)
WIDTH	= 1' 8"	(0.50 mts)

TECHNICAL SPECIFICATIONS

DESCRIPTION	
WATER CONNECTION	2"Ø
WATER CONSUMPTION	60 G.P.M.
COLORS	VARIOUS
COMPOSITION	FIBERGLASS
PAINT	EPOXY
FIBERGLASS	4"Ø

TURTLE



MEASUREMENTS

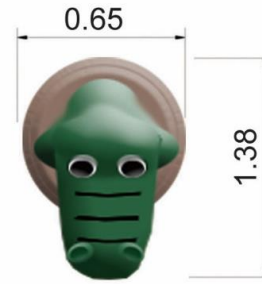
HEIGHT	= 3' 1"	(0.95 mts)
LENGTH	= 3' 8"	(1.11 mts)
WIDTH	= 3' 1"	(0.95 mts)

TECHNICAL SPECIFICATIONS

DESCRIPTION	
WATER CONNECTION	2"Ø
WATER CONSUMPTION	60 G.P.M.
COLORS	VARIOUS
COMPOSITION	FIBERGLASS
PAINT	EPOXY
FIBERGLASS	4"Ø



CROCODILE

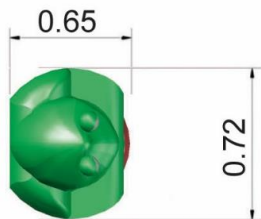


MEASUREMENTS	
HEIGHT	= 1' 8" (0.50 mts)
LENGTH	= 2' 2" (0.65 mts)
WIDTH	= 4' 6" (1.38 mts)



TECHNICAL SPECIFICATIONS	
DESCRIPTION	
WATER CONNECTION	2"Ø
WATER CONSUMPTION	80 G.P.M.
COLORS	VARIOUS
COMPOSITION	FIBERGLASS
PAINT	EPOXY
FIBERGLASS	4"Ø

FROG



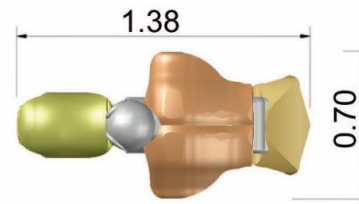
MEASUREMENTS	
HEIGHT	= 2' 8" (0.82 mts)
LENGTH	= 2' 2" (0.65 mts)
WIDTH	= 2' 4" (0.72 mts)




TECHNICAL SPECIFICATIONS	
DESCRIPTION	
WATER CONNECTION	2"Ø
WATER CONSUMPTION	80 G.P.M.
COLORS	VARIOUS
COMPOSITION	FIBERGLASS
PAINT	EPOXY
FIBERGLASS	4"Ø



PELICAN

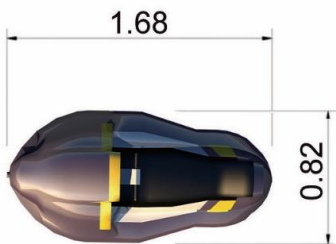


MEASUREMENTS	
HEIGHT = 3' 3"	(1.00 mts)
LENGTH = 4' 6"	(1.38 mts)
WIDTH = 2' 4"	(0.70 mts)



TECHNICAL SPECIFICATIONS	
DESCRIPTION	
WATER CONNECTION	2"Ø
WATER CONSUMPTION	60 G.P.M.
COLORS	VARIOUS
COMPOSITION	FIBERGLASS
PAINT	EPOXY
FIBERGLASS	4"Ø

JETSKY



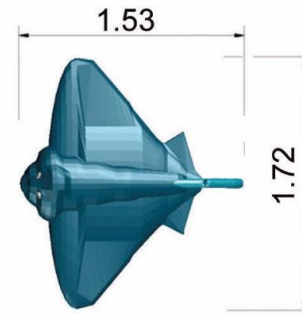
MEASUREMENTS	
HEIGHT = 3' 1"	(0.90 mts)
LENGTH = 3' 8"	(1.68 mts)
WIDTH = 3' 1"	(0.82 mts)



TECHNICAL SPECIFICATIONS	
DESCRIPTION	
WATER CONNECTION	2"Ø
WATER CONSUMPTION	60 G.P.M.
COLORS	VARIOUS
COMPOSITION	FIBERGLASS
PAINT	EPOXY
FIBERGLASS	4"Ø



STINGRAY



MEASUREMENTS

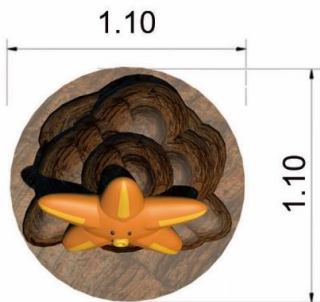
HEIGHT = 2' 3" (0.68 mts)
 LENGTH = 5' 0" (1.53 mts)
 WIDTH = 5' 8" (1.72 mts)



TECHNICAL SPECIFICATIONS

DESCRIPTION	
WATER CONNECTION	2"Ø
WATER CONSUMPTION	80 G.P.M.
COLORS	VARIOUS
COMPOSITION	FIBERGLASS
PAINT	EPOXY
FIBERGLASS	4"Ø

STARFISH



MEASUREMENTS

HEIGHT = 3' 3" (1.00 mts)
 LENGTH = 3' 7" (1.10 mts)
 WIDTH = 3' 7" (1.10 mts)


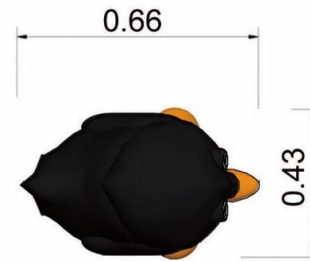


TECHNICAL SPECIFICATIONS

DESCRIPTION	
WATER CONNECTION	2"Ø
WATER CONSUMPTION	80 G.P.M.
COLORS	VARIOUS
COMPOSITION	FIBERGLASS
PAINT	EPOXY
FIBERGLASS	4"Ø



PENGUIN



MEASUREMENTS

HEIGHT	= 2' 4"	(0.70 mts)
LENGTH	= 2' 2"	(0.66 mts)
WIDTH	= 1' 5"	(0.43 mts)

TECHNICAL SPECIFICATIONS

DESCRIPTION	
WATER CONNECTION	2"Ø
WATER CONSUMPTION	60 G.P.M.
COLORS	VARIOUS
COMPOSITION	FIBERGLASS
PAINT	EPOXY
FIBERGLASS	4"Ø

KILLERWHALE



MEASUREMENTS

HEIGHT	= 2' 11"	(0.90 mts)
LENGTH	= 4' 9"	(1.45 mts)
WIDTH	= 2' 8"	(0.82 mts)




TECHNICAL SPECIFICATIONS

DESCRIPTION	
WATER CONNECTION	2"Ø
WATER CONSUMPTION	60 G.P.M.
COLORS	VARIOUS
COMPOSITION	FIBERGLASS
PAINT	EPOXY
FIBERGLASS	4"Ø



SEAL



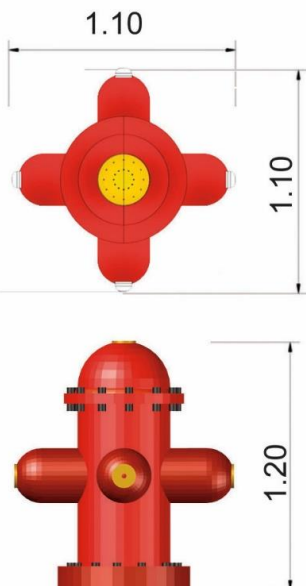
MEASUREMENTS

HEIGHT	= 4' 2"	(1.28 mts)
LENGTH	= 2' 8"	(0.81 mts)
WIDTH	= 2' 6"	(0.77 mts)

TECHNICAL SPECIFICATIONS

DESCRIPTION	
WATER CONNECTION	2"Ø
WATER CONSUMPTION	80 G.P.M.
COLORS	VARIOUS
COMPOSITION	FIBERGLASS
PAINT	EPOXY
FIBERGLASS	4"Ø

HYDRANT



MEASUREMENTS

HEIGHT	= 3' 11"	(1.20 mts)
LENGTH	= 3' 7"	(1.10 mts)
WIDTH	= 3' 7"	(1.10 mts)

TECHNICAL SPECIFICATIONS

DESCRIPTION	
WATER CONNECTION	2"Ø
WATER CONSUMPTION	80 G.P.M.
COLORS	VARIOUS
COMPOSITION	FIBERGLASS
PAINT	EPOXY
FIBERGLASS	4"Ø



SLIDE FIGURES

CHARACTERISTICS Feel/Capacity



The capacity (100- 1500) will vary depending on the size of the area where the aquasprays are located.




Age




Children under 6 years old must be accompanied by an adult

It's simple, kids love playing with water! AquaSprays are ideal for children's areas where children will have lots of fun getting wet and playing with them. AquaSprays come in a wide variety of shapes and colours spraying water at different levels, designed for children to fully enjoy.

CASTLE ROCK RESORT & WATERPARK
Branson, MO, US



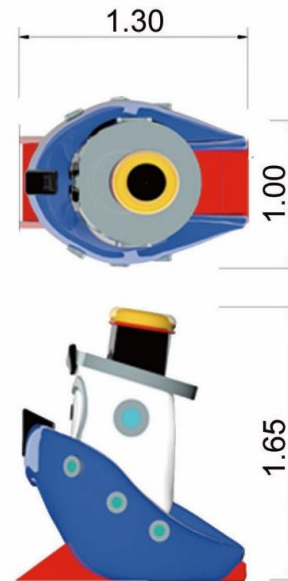

etias a derechos de autor





ALL RITMO CANCUN RESORT & WATERPARK
Puerto Juárez, Cancun, Q.R.

MINITUGBOAT



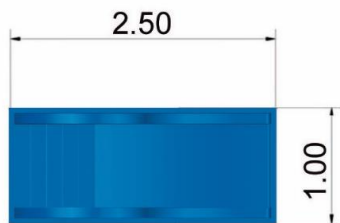
MEASUREMENTS

HEIGHT	= 2' 4"	(0.70 mts)
LENGTH	= 2' 2"	(0.66 mts)
WIDTH	= 1' 5"	(0.43 mts)

TECHNICAL SPECIFICATIONS

DESCRIPTION	
MAXIMUM DEPTH	400 MM
COLORS	VARIOUS
COMPOSITION	FIBERGLASS
PAINT	EPOXY

MINISLIDE



MEASUREMENTS

HEIGHT	= 3' 3"	(1.00 mts)
LENGTH	= 8' 2"	(2.50 mts)
WIDTH	= 3' 3"	(1.00 mts)

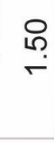
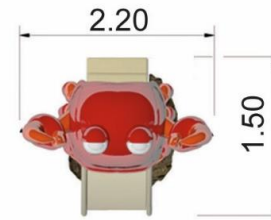


TECHNICAL SPECIFICATIONS

DESCRIPTION	
MAXIMUM DEPTH	400 MM
COLORS	VARIOUS
COMPOSITION	FIBERGLASS
PAINT	EPOXY

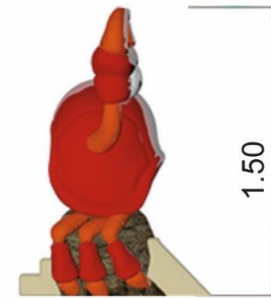


CRAB



MEASUREMENTS

HEIGHT	= 4' 2"	(1.28 mts)
LENGTH	= 2' 8"	(0.81 mts)
WIDTH	= 2' 6"	(0.77 mts)




TECHNICAL SPECIFICATIONS

DESCRIPTION

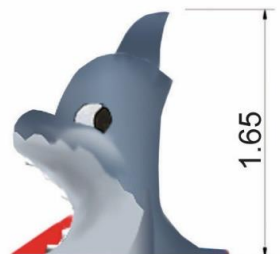
MAXIMUM DEPTH	400 MM
COLORS	VARIOUS
COMPOSITION	FIBERGLASS
PAINT	EPOXY

SHARK



MEASUREMENTS

HEIGHT	= 5' 5"	(1.65 mts)
LENGTH	= 4' 3"	(1.30 mts)
WIDTH	= 3' 7"	(1.10 mts)



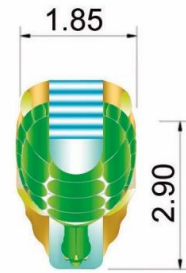
TECHNICAL SPECIFICATIONS

DESCRIPTION

MAXIMUM DEPTH	400 MM
COLORS	VARIOUS
COMPOSITION	FIBERGLASS
PAINT	EPOXY



TURTLE



MEASUREMENTS

HEIGHT = 2' 4" (0.70 mts)

LENGTH = 2' 2" (0.66 mts)

WIDTH = 1' 5" (0.43 mts)



TECHNICAL SPECIFICATIONS

DESCRIPTION

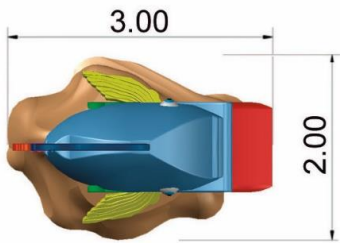
MAXIMUM DEPTH 400 MM

COLORS VARIOUS

COMPOSITION FIBERGLASS

PAINT EPOXY

FISH



MEASUREMENTS

HEIGHT = 7' 3" (2.20 mts)

LENGTH = 9' 10" (3.00 mts)

WIDTH = 6' 7" (2.00 mts)



TECHNICAL SPECIFICATIONS

DESCRIPTION

MAXIMUM DEPTH 400 MM

COLORS VARIOUS

COMPOSITION FIBERGLASS

PAINT EPOXY



DRAGON



MEASUREMENTS

HEIGHT = 6' 11" (9.50 mts)
 LENGTH = 31' 2" (2.10 mts)
 WIDTH = 5' 1" (1.56 mts)



TECHNICAL SPECIFICATIONS

DESCRIPTION

MAXIMUM DEPTH	400 MM
COLORS	VARIOUS
COMPOSITION	FIBERGLASS
PAINT	EPOXY

CHINESE DRAGON



MEASUREMENTS

HEIGHT = 6' 11" (2.10 mts)
 LENGTH = 31' 2" (9.50 mts)
 WIDTH = 6' 11" (1.10 mts)




TECHNICAL SPECIFICATIONS

DESCRIPTION

MAXIMUM DEPTH	400 MM
COLORS	VARIOUS
COMPOSITION	FIBERGLASS
PAINT	EPOXY



CASTLE



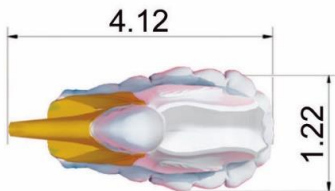
MEASUREMENTS

HEIGHT	= 8' 2"	(2.50 mts)
LENGTH	= 9' 2"	(2.80 mts)
WIDTH	= 12' 2"	(3.70 mts)

TECHNICAL SPECIFICATIONS

DESCRIPTION	
MAXIMUM DEPTH	400 MM
COLORS	VARIOUS
COMPOSITION	FIBERGLASS
PAINT	EPOXY

PELICAN



MEASUREMENTS

HEIGHT	= 7' 1"	(2.17 mts)
LENGTH	= 13' 6"	(4.12 mts)
WIDTH	= 4' 0"	(1.22 mts)

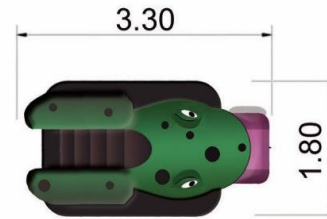


TECHNICAL SPECIFICATIONS

DESCRIPTION	
MAXIMUM DEPTH	400 MM
COLORS	VARIOUS
COMPOSITION	FIBERGLASS
PAINT	EPOXY



FROG



MEASUREMENTS

HEIGHT = 5' 9" (1.75 mts)
 LENGTH = 10' 10" (3.30 mts)
 WIDTH = 5' 11" (1.80 mts)




TECHNICAL SPECIFICATIONS

DESCRIPTION

MAXIMUM DEPTH	400 MM
COLORS	VARIOUS
COMPOSITION	FIBERGLASS
PAINT	EPOXY

CROCODILE



MEASUREMENTS

HEIGHT = 7' 7" (2.30 mts)
 LENGTH = 23' 4" (7.11 mts)
 WIDTH = 6' 10" (2.08 mts)



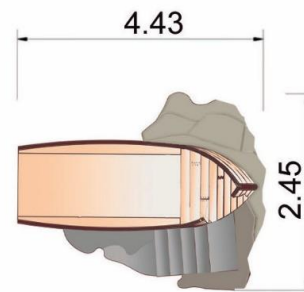
TECHNICAL SPECIFICATIONS

DESCRIPTION


MAXIMUM DEPTH	400 MM
COLORS	VARIOUS
COMPOSITION	FIBERGLASS
PAINT	EPOXY



STRANDED SHIP

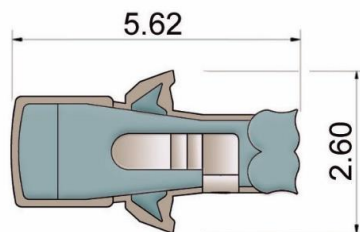


MEASUREMENTS	
HEIGHT = 10' 2"	(3.10 mts)
LENGTH = 14' 6"	(4.43 mts)
WIDTH = 8' 0"	(2.45 mts)

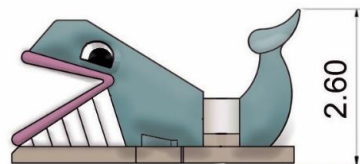


TECHNICAL SPECIFICATIONS	
DESCRIPTION	
MAXIMUM DEPTH	400 MM
COLORS	VARIOUS
COMPOSITION	FIBERGLASS
PAINT	EPOXY

WHALE



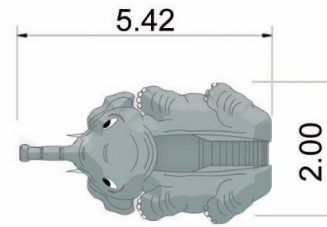
MEASUREMENTS	
HEIGHT = 8' 7"	(2.60 mts)
LENGTH = 18' 5"	(5.62 mts)
WIDTH = 8' 7"	(2.60 mts)



TECHNICAL SPECIFICATIONS	
DESCRIPTION	
MAXIMUM DEPTH	400 MM
COLORS	VARIOUS
COMPOSITION	FIBERGLASS
PAINT	EPOXY

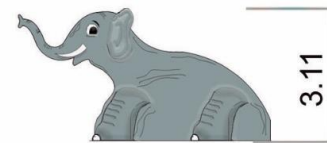


ELEPHANT



MEASUREMENTS

HEIGHT = 10' 2" (3.11 mts)
 LENGTH = 17' 9" (5.42 mts)
 WIDTH = 6' 7" (2.00 mts)



TECHNICAL SPECIFICATIONS

DESCRIPTION	
MAXIMUM DEPTH	400 MM
COLORS	VARIOUS
COMPOSITION	FIBERGLASS
PAINT	EPOXY

WIDESLIDE



MEASUREMENTS

HEIGHT = 7' 7" (1.25mts)
 LENGTH = 23' 4" (2.50 mts)
 WIDTH = 6' 10" (1.25 mts)



TECHNICAL SPECIFICATIONS

DESCRIPTION	
MAXIMUM DEPTH	400 MM
COLORS	VARIOUS
COMPOSITION	FIBERGLASS
PAINT	EPOXY





HEADQUARTERS

Camino a Pedreras
San Martin Km. 1 s/n
Escobedo, N.L. 64050 México
Tel.: (52) 8114 92 4400
aquakita@aquakita.com

USA OFFICES

Miami, Fl. Office
7790 sw 117 st.
Miami, Fl. 33156
Tel.: (407) 505-9228
Tel.: (786) 506-3410

www.aquakita.com